



Certificate ID: **90323**

Received: **12/7/20**

Scan QR Code for authenticity



Client Sample ID: **CBD-CBG Cooling Relief Gel**

Lot Number: **3-587-11-20 exp 11/22**

Matrix: **Topicals - Lotion**



MB Premium Health Labs

Authorization: Chris Hudalla, Chief Science Officer	Signature: <i>Christopher Hudalla</i>	Date: 12/21/2020
--	--	---------------------








The data contained within this report was collected in accordance with the requirements of ISO/IEC17025:2017. I attest that the information contained within the report has been reviewed for accuracy and checked against the quality control requirements for each method. These results relate only to the test article listed in this report. Reports may not be reproduced except in their entirety.

CN: Cannabinoid Profile & Potency [WI-10-17 & WI-10-17-01] Analyst: JFD Test Date: 12/10/2020

The client sample was analyzed for plant-based cannabinoids by Liquid Chromatography (LC). The collected data was compared to data collected for certified reference standards at known concentrations.

90323-CN

ID	Weight %	Concentration (mg/g)		
D9-THC	ND	ND		
THCV	ND	ND		
CBD	1.41	14.1		
CBDV	0.0151	0.151		
CBG	1.75	17.5		
CBC	0.0596	0.596		
CBN	0.0462	0.462		
THCA	ND	ND		
CBDA	ND	ND		
CBGA	ND	ND		
D8-THC	ND	ND		
exo-THC	ND	ND		
Total	3.28	32.8	0%	Cannabinoids (wt%) 1.8%
Max THC	ND	ND		Limit of Quantitation (LOQ) = 0.0096 wt%
Max CBD	1.41	14.1		Limit of Detection (LOD) = 0.0032 wt%

Max THC (and Max CBD) are calculated values for total cannabinoids after heating, assuming complete decarboxylation of the acid to the neutral form. It is calculated based on the weight loss of the acid group during decarboxylation: Max THC = (0.877 x THCA) + THC. This calculation does not include other cannabinoid isomers (eg. D8-THC and exo-THC). ND = None detected above the limits of detection (LOD), which is one third of LOQ.

END OF REPORT